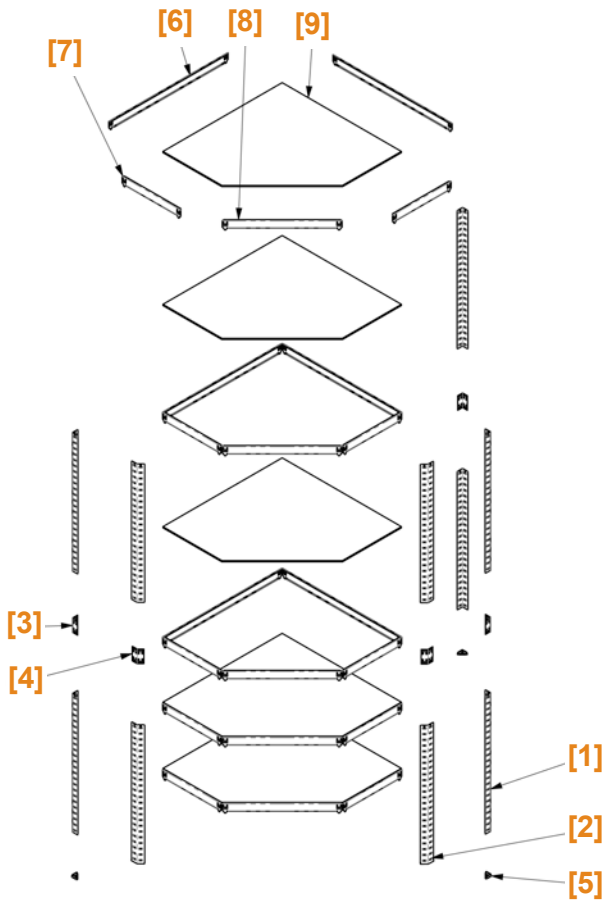


CORNER RAX VALUE 1800mm

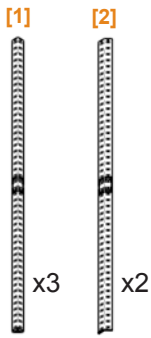


Before you begin...

- ✓ Ensure that you have sufficient space to work and allow at least **ONE HOUR** for assembly, particularly if you have never built a unit before. We recommend **two-person** assembly.
- ✓ Always use a rubber mallet for assembly and **NEVER** a metal hammer. Please note: **force is required!** The components are designed to fit tightly together so that they don't wobble or break apart, so a light tap will **NOT** locate the parts sufficiently.
- ✓ We recommend wearing gloves when assembling.

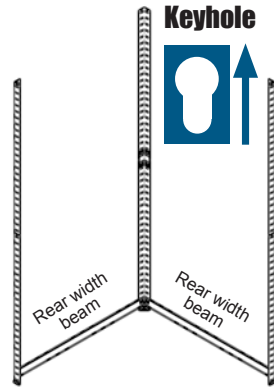
Assembly instructions

STEP 1: Join the corner half-uprights [1] and front obtuse half-uprights [2] using the splicing brackets [3] & [4] to form five full height uprights (see image right)



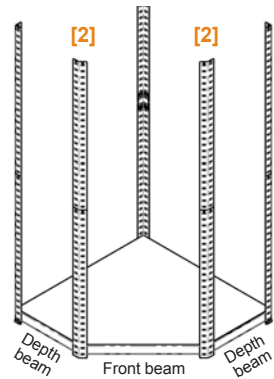
STEP 2: Attach the five feet [5] onto those uprights. **NOTE:** The two front uprights [2] on this unit have different feet to the other three uprights and are formed from protective strips (supplied).

STEP 3: Join the three corner uprights [1] at the lower-most shelf level using two rear width beams [6] (see illustration on the right).



To add a width beam, strike its lugs firmly down into the "keyholes" of the uprights using a rubber mallet. Force is required. **NOTE: the lugs do not need to go completely to the bottom of the keyholes.** Pinch the beam and upright together using thumb and forefinger directly between the lugs to ensure they are located before hammering.

STEP 4: Now add the two obtuse-angled front uprights [2] to the corner uprights using depth beams [7]

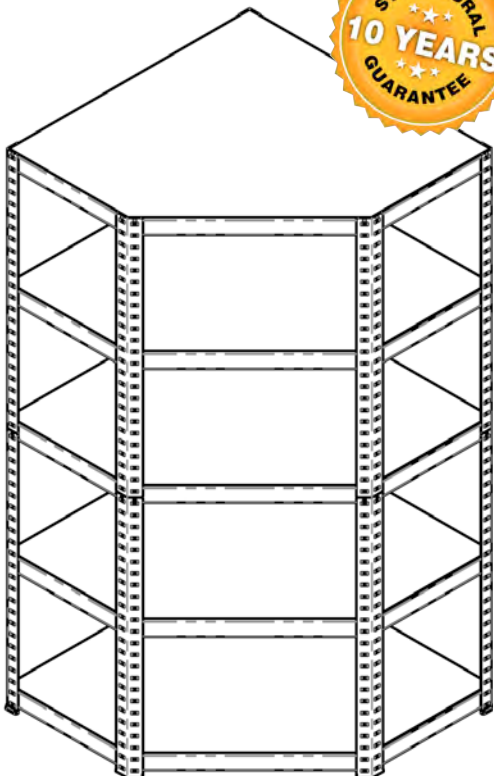


STEP 5: Join the two obtuse-angled front uprights [2] together by adding a front beam [8]

STEP 6: Place a shelf [9] onto the constructed shelf level, and then repeat the above steps working upwards to complete your unit.

Thank you for purchasing your ShelvingDirect® shelving

If you have any questions regarding the assembly or contents of your order, please call ShelvingDirect® on **0121 508 5877** Monday to Friday 8.30am–5.30pm or email sales@shelvingdirect.co.uk



SHELVINGDirect

ShelvingDirect® is a trading name of Rotadex Systems Ltd, Systems House, Central Business Park, Mackadown Lane, Birmingham B33 0JL. See website for warranty terms and conditions

